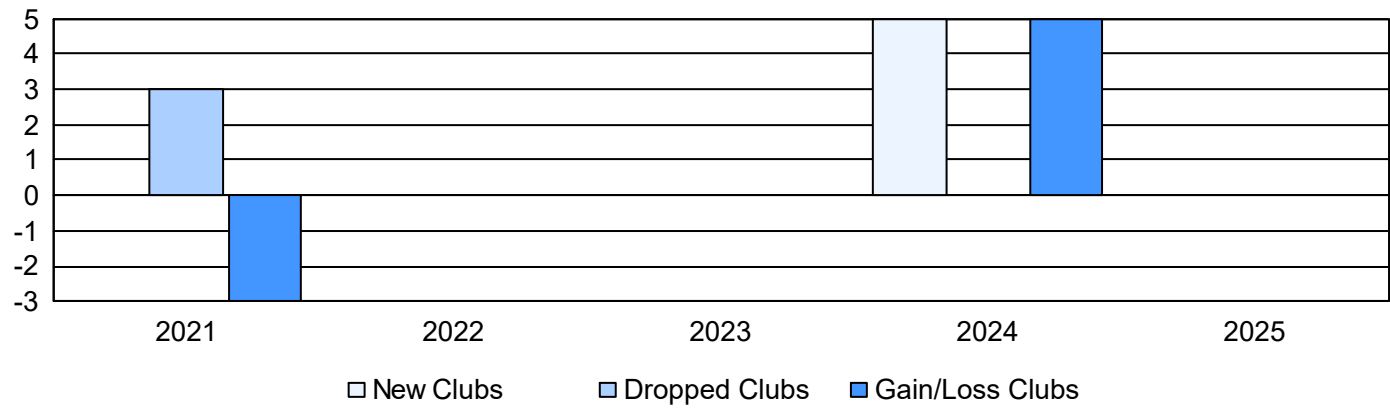
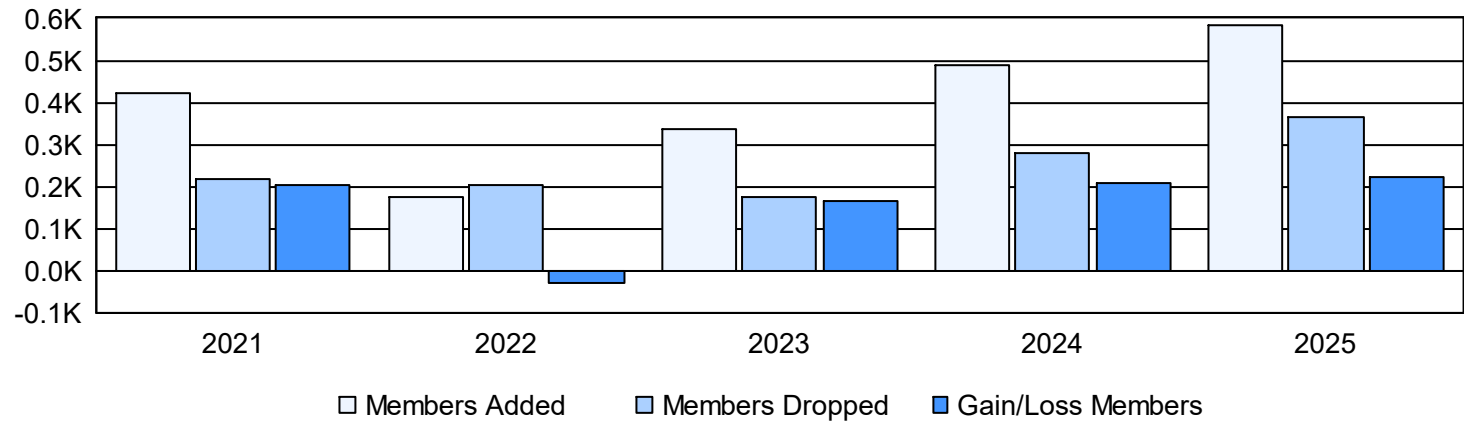


Year	New Clubs	Dropped Clubs	Gain/ Loss Clubs	New Members	Charter Members	Reinstate Members	Transfer Members	Total Member Added	Total Members Dropped	Gain/ Loss Members
2020-2021	0	3	-3	336	46	26	12	420	219	201
2021-2022	0	0	0	141	19	4	9	173	202	-29
2022-2023	0	0	0	322	2	1	12	337	174	163
2023-2024	5	0	5	335	118	2	35	490	281	209
2024-2025				334	229	1	21	585	364	221
Average	1	1	1	294	83	7	18	401	248	153

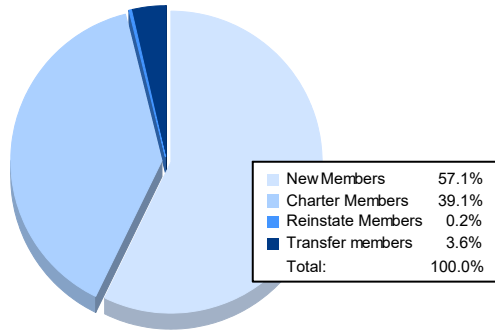
Clubs



Members



Membership Composition June 2025 Cumulative



Gender Composition June 2025 Cumulative

